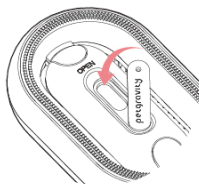


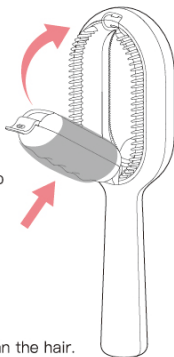
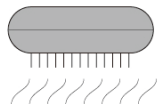
Pet Grooming Comb

Use Instructions

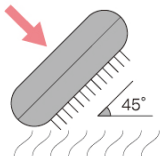


- ① Open the water tank cover on the back and fill it with about 20ml of clean water (adding 2ml of the dedicated no-rinse essence liquid for better results). Close the water tank cover tightly.

- ② Open the massage pad from the top, wrap the soft cotton towel around the massage pad, and rotate it upwards to tighten. Gently press the massage pad to speed up water output.



- ③ Comb horizontally to clean the hair.



- ④ Tilt the comb teeth and press down firmly to remove loose hair.

Package include



Pet Grooming Comb x1
Pink Longhair Version

Use with the dedicated no-rinse essence and soft cotton towel for effective cleaning and sterilization, achieving better results.